










BABY BOTTLE BLESSINGS FAQs and TIPS



Great, I'm ready to start! What do I need to do?

-  Let us know that you are on board to do a Baby Bottle Blessings campaign especially if this is your first time, you are returning to the campaign after not participating last year(s), or you want to move your campaign to a different time of year.
-  Call or email us to let us know and also indicate how many bottles you will need (they come 30 to a crate). Email info@assurancecare.org if you need to know how many your church received last year. Our telephone number is 859.278.8469.
-  Schedule a time to pick up your bottles (*this ensures someone is available to greet you and that they are ready for you*). We can accommodate pickups Mon 9:30am – 7:30pm; Th 9:30am – 4:30pm; and Fri 9:30am – 2:30pm.




What's the best way to announce the campaign to your church?

-  **Have your lead pastor announce** and endorse the campaign from the pulpit! We see a big difference in the success of the campaign when it starts with a pastoral endorsement.
-  **Show our client video. Our clients tell our story best!** They can convey the difference God makes through our ministry and the spirit with which we serve through sharing their stories. You could show the video the week before kick-off, on kick-off, or even a few weeks before your return date to remind your members and help them understand the difference they make when they fill a bottle. We provide a short video each year at <http://assuranceforlife.org/baby-bottle-blessings/> (our most recent one will be posted soon!) or you can find others at <https://assuranceforlife.org/client-video/>. If you don't have the capacity to show videos and/or it is not a good fit with your service, then you could read one of the client stories found on the testimonials page <https://assuranceforlife.org/client-testimonials/>.
-  Include announcements in your weekly bulletin and other church communications (Downloadable materials: <http://assuranceforlife.org/baby-bottle-blessings/>)
-  Hang posters around the church to remind everyone to take and return their bottles! (We have posters available when you pick up your bottles – just ask!)
-  Have an **Assurance Staff member come and visit** your church to share a taste of what God is doing through Assurance. Call 859.278.8469 or email info@assurancecare.org and we'll be happy to set up a visit!
-  We keep stats on all that God does here at Assurance – [check out this slide](#) highlighting some 2022 results and feel free to share the information with your church.






How do we make sure everyone who wants a bottle gets one?

-  Many churches station volunteers outside the sanctuary to distribute them to people as they are leaving the service. Recruit some volunteers to help you do that at each service!
-  Of course, we all miss services from time to time, so please also have bottles available for pick-up throughout the campaign window.






How can we keep people excited throughout the campaign?

-  Set a goal for how much your congregation will raise this year and remind people of that goal.
-  Hold a fun competition between ministries to see who collects the most “filled” bottles. Perhaps some friendly competition among Sunday School classes would work with your group?
-  Weekly reminders during service or maybe a different example about how God is using Assurance to impact lives each week of the collection period would keep the effort fresh in the minds of those who took bottles.

Okay, all our bottles have been given out. Now what?

-  Remind your folks that a **“full” bottle** could be filled with **cash, coins, or simply a check**.
-  Some people feel weird about bringing back empty bottles – remind them that even an empty bottle has value; it’s one less we’ll need to replace, so please encourage them to return any bottles they take.
-  Collect the bottles – Make sure in the last weeks of the campaign to remind people of the collection date. Again, you will likely want to arrange for volunteers to station themselves in a highly visible place to collect the bottles.
-  It is quite typical to also receive bottles after the collection date. Make sure your members know that they can bring in bottles after that date and where they should put them.
-  **Please also let your congregation know they can give online at <https://babybottleblessings.org/>** rather than filling a physical bottle if they prefer.

We have tons of full bottles and a lot of empty ones too. What should we do?

-  Congratulations and THANK YOU – Rejoice in all you and your congregation have done in support of this work that God has given us!
-  **No need to count** – For collection during the typical campaign time frame (Mother’s Day – Father’s Day), all bottles can be brought to our collection location on the Monday following Father’s Day (you’ll receive an email prior to that date with specific details). We will have staff and volunteers there to receive your bottles and help unload your vehicle.
-  If your church is running the campaign at an alternate time, please call and arrange a time to return them, so we can be sure to have someone available to receive and unload your bottles!
-  If you need us to pick up the bottles from your location, just let us know!
-  We will be in touch after the campaign to give you our estimate of your church’s total raised. Make sure to celebrate that with your congregation and thank them again for their generous support.